



Band Virtual Learning

7th Grade Woodwinds

May 6th, 2020




7th Grade Woodwinds
Lesson: May 6th 2020

Objective/Learning Target:
Students will be able to identify generic intervals.

Generic Intervals: 1st

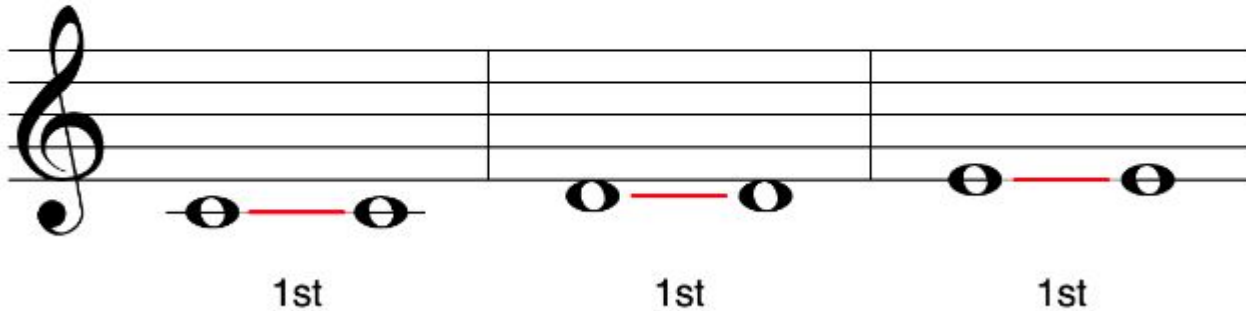
- An **interval** measures the distance between two notes.
 - We will first discuss **generic intervals**, which are measured on the staff.
-
- When two notes occupy the same line or space, they are a **first** (or a **prime**) apart.
 - C to C is an example of a first.



1st

Generic Intervals: 1st

- D to D and E to E are also firsts.



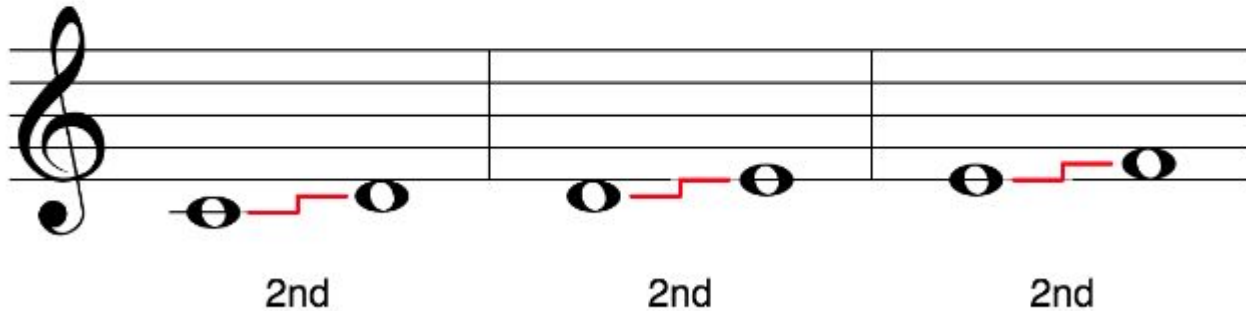
Generic Intervals: 1st

- Accidentals are ignored when measuring generic intervals, only staff position matters.
- C-C#, D-D♭, and A#-A♭ are still firsts.

A musical staff in treble clef illustrating three examples of first intervals. Each example consists of two notes on the same staff line, connected by a red horizontal line. The first example shows a C note on the first line and a C# note on the second line, with a sharp sign above the C#. The second example shows a D note on the second line and a D♭ note on the first space, with a flat sign below the D. The third example shows an A# note on the second space and an A♭ note on the first space, with a sharp sign above the A# and a flat sign below the A. Below each pair of notes, the text "1st" is written.

Generic Intervals: 2nd

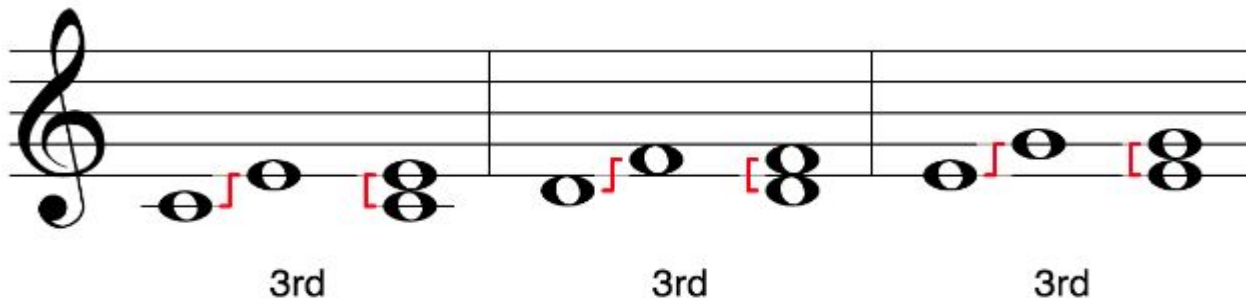
- As the notes become further apart on the staff, the interval type increases.
- C–D, D–E, and E–F are all **seconds**.



Notice, each interval is the next line or space above the first note. C is on the line below the staff and D is the space right above it. D is in the space right below the staff and E is the next line above it. Etc.

Generic Intervals: 3rd

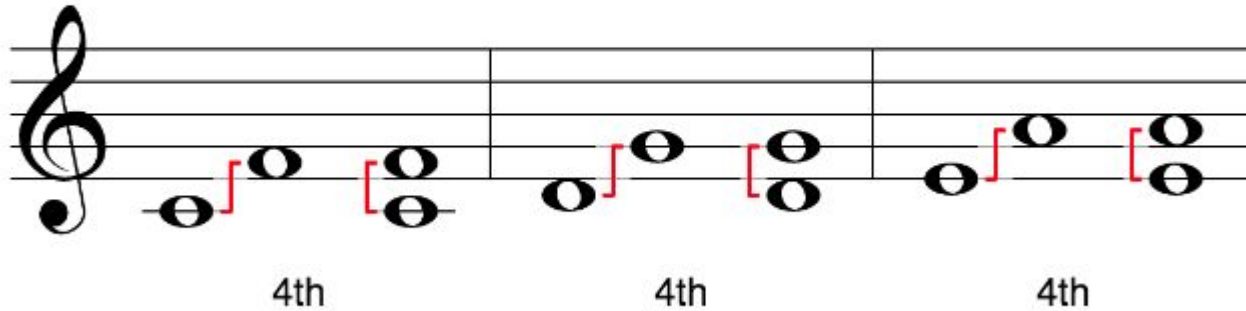
- C–E, D–F, and E–G are all **thirds**.



- Notice that thirds will always share the same staff position type — either both on a line or both on a space.

Generic Intervals: 4th

- C-F, D-G, and E-A are all **fourths**.

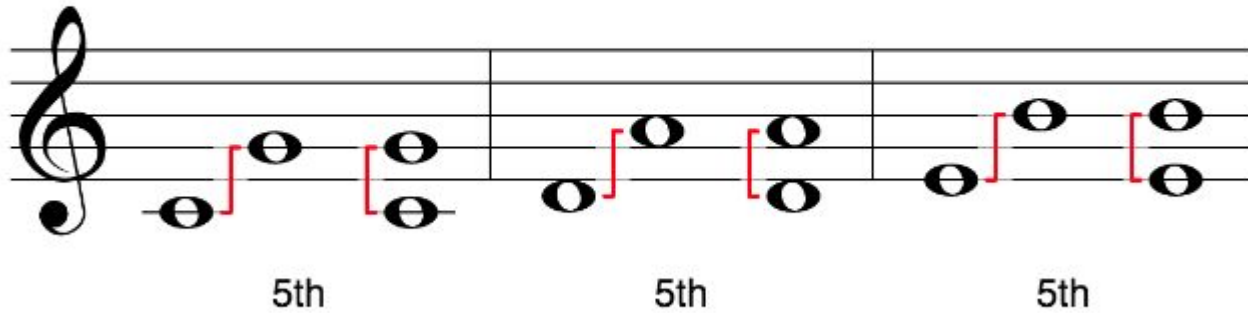


If you count from the starting note up, you will count to 4 for a fourth interval. Example: Starting on C (the first picture) C=1 D=2 E=3 F=4.

This will be true for every interval.

Generic Intervals: 5th

- C-G, D-A, and E-B are all **fifths**.



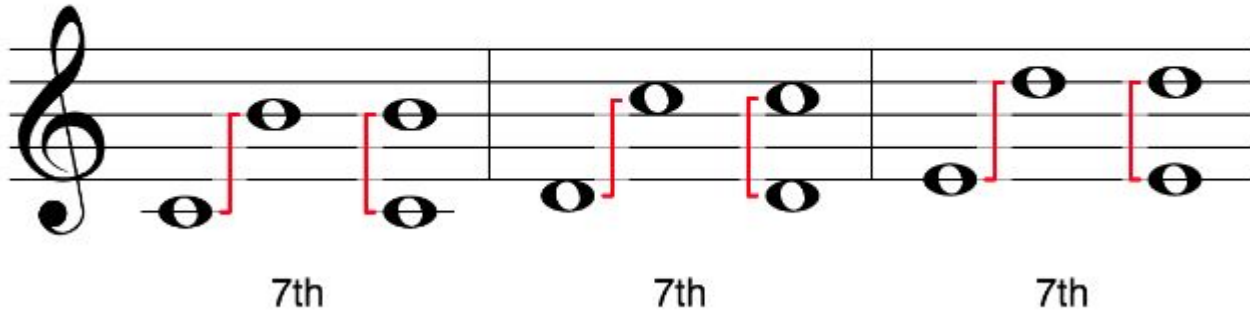
Generic Intervals: 6th

- C-A, D-B, and E-C are all **sixths**.

The image shows a treble clef staff with three measures. Each measure contains two notes connected by a red bracket, with the label '6th' centered below the bracket. The first measure shows C4 (middle C) on the first line and A3 (below middle C) on the space below the staff. The second measure shows D4 on the second line and B3 on the space below the staff. The third measure shows E4 on the third line and C4 on the first line.

Generic Intervals: 7th

- C-B, D-C, and E-D are all **sevenths**.



Generic Intervals: 8th

- C-C, D-D, and E-E are all **eighths**.

The image shows a treble clef staff with three measures. Each measure contains two whole notes. In the first measure, the notes are C4 (bottom line) and C5 (top line), with a red bracket between them and the label '8th' below. In the second measure, the notes are D4 (bottom space) and D5 (top space), with a red bracket and the label '8th'. In the third measure, the notes are E4 (bottom space) and E5 (top space), with a red bracket and the label '8th'. A horizontal line is drawn below the staff.

Generic Intervals: All

- Use this chart to reference generic intervals.

A musical staff in treble clef showing generic intervals from 1st to 8th. The intervals are represented by pairs of notes on the staff, with the lower note on a line and the upper note on a space. The intervals are: 1st (two notes on the same line), 2nd (one note on a line, one on the next space), 3rd (one note on a line, one on the next line), 4th (one note on a line, one on the next space), 5th (one note on a line, one on the next line), 6th (one note on a line, one on the next space), 7th (one note on a line, one on the next line), and 8th (one note on a line, one on the next space).

Interval	Notes
1st	G4, G4
2nd	G4, A4
3rd	G4, B4
4th	G4, C5
5th	G4, D5
6th	G4, E5
7th	G4, F#5
8th	G4, G5



Practice:

Now it's time to practice!

[Click here for generic interval practice.](#)